



Student Registration and Plugin Installation

Prince Sultan University
Riyadh – K.S.A

Your text book...

- ALGEBRA & TRIGONOMETRY: Third Edition; Blitzer



What is MyMathLab?

- A revolutionary new way of doing Maths homework online
- Immediate online feedback and tutoring
- Comprehensive Gradebook Tracking

How will I be required to use MyMathLab in my course?

- To take home mandatory homework and Quizzes online

Benefits for students

- Improves your Problem Solving Skills
- Improves your Mathematical understanding
- Improves your grade

Student Registration and Plugin Installation



System Requirements:

- **You can use these browsers:**
 - Windows 2000, Windows XP, and Windows Vista TM
(Mac and Linux not supported)
- **You can use these operating Systems:**
 - Internet Explorer 6.0/7.0
(Netscape, Firefox, AOL, and other browsers not supported).

For more detailed information: www.mathxl.com > product info > system requirements

How to Register for MyMathLab:

- Use your Access Code (the code will look something like this):

IFTMAL XXXX GTRWL BHYOP NGEWR

- Go to www.coursecompass.com

Go to www.coursecompass.com and select 'Register' under Students.





MyLab Courses? You've Come to the Right Place!
Pearson MyLabs in CourseCompass are powerful tutorial and assessment products with ready-to-use tests and assignments, custom-built exercises, and automatic grading. [Read more...](#)

Access the World of Online Learning from MyPlaces
Connect to all your Pearson courses and resources from a single, handy list. [Read more...](#)

What's New
[In CourseCompass?](#) | [In MyLabs?](#)

 **Take a Tour**
[View List of Tours](#)

Returning Users:

LOG IN

[Forgot your login name/password?](#)

| | |
|-------------------|-----------------------|
| Students | Educators |
| Register | Register |
| Need Help? | Request Access |

STUDENTS

Take a Tour 

How to Register
How to Buy Access
Getting Started
FAQ
Support

Welcome to CourseCompass, the online learning environment that helps you succeed in your MyLab or other course! CourseCompass offers you all the resources you need to get up and running in your courses. Here you'll find course announcements, syllabi, assignments, lecture notes, readings, videos, MP3s, tests, and more—everything you need to do your best.

For help getting started in CourseCompass, check on the links to the left, watch the [tours](#), visit our [Support page](#), or just log in and explore!

EDUCATORS

Take a Tour 

How to Request Access
How to Register
Getting Started
Available Courses 
FAQ
Support

CourseCompass is a dynamic, interactive online learning environment. CourseCompass delivers powerful MyLabs and other courses that provide proven, effective tutorials and assessments for industry-leading Pearson textbooks. You can easily create a course and customize it with your own materials. And you can count on Pearson to offer the best tools available to help students succeed in your courses.

For help getting started in CourseCompass, check on the links to the left, watch the [tours](#), visit our [Support page](#), or just log in and explore!

Copyright © 2008 by Pearson Education, Inc. CourseCompass is a trademark of Pearson Education. [License Agreement](#)

Select 'Next' on this screen...

CourseCompass™
Gateway To Your Online College Courses

PEARSON

Home Log In Take A Tour Support

Before You Start

You will need the following to register for your online course:

- ✓ **A Valid Email Address**
Don't have it yet? Contact your school's technology center or set up a free account on a website that offers this service (for example, through Hotmail or Yahoo).
- ✓ **A Course ID**
Don't have it yet? Contact your instructor to get it. The Course ID is unique for each course.
- ✓ **A Student Access Code**
[Show Example](#)
Don't have it yet? If your textbook did not come with a Student Access Code, you can look in your campus bookstore for a Student Access Card/Kit for your textbook/course.


OR

- ✓ **A Valid Credit Card**
You can buy course access using a major credit card or PayPal account during registration for some courses. (Available options are shown on the registration screens.)

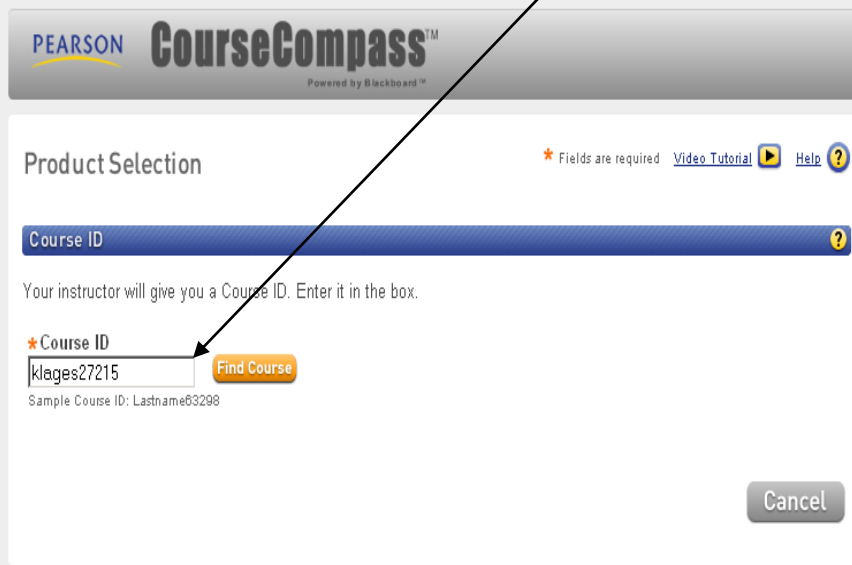
If you want to enroll in a continuation course using the same course material as the previous semester, go through your [Pearson Account Summary](#).

Ready to register? Click **Next** ▶

Copyright © 2008 by Pearson Education, Inc. CourseCompass is a trademark of Pearson Education. [License Agreement](#)



Enter your Course ID: klages27215



PEARSON CourseCompass™
Powered by Blackboard™

Product Selection * Fields are required [Video Tutorial](#) [Help](#) ?

Course ID ?

Your instructor will give you a Course ID. Enter it in the box.

* Course ID

Sample Course ID: Lastname63298

Cancel

Copyright Pearson Education, 1997-2008

[Customer Technical Support](#) | [Privacy Policy](#) | [License Agreement](#)

Select 'Access Code' and enter your unique access code here, then select 'next'.

PEARSON CourseCompass™
Powered by Blackboard™

Product Selection

* Fields are required [Video Tutorial](#) [Help](#) ?

Course ID ?

Your instructor will give you a Course ID. Enter it in the box.

* **Course ID**
klages27215
Sample Course ID: Lastname63298

The Course ID you entered matched the following course.

Course: klages27215 - MTH4100 Calculus 1 2008/09
End Date: Aug 31, 2009
Instructor: Rainer Klages
Instructor's Email: r.klages@qmul.ac.uk

Enrollment Options ?

You can access your course using an access code, or you can buy online.

Access Code

* **Enter Your Access Code**
WSXX-WHIRR-REIGN-QUXAN-AXXOT-THRXX

Buy Now

Example
SIMPLE-FRILL-TONLE-WAIRS-CHOIR-FLEES

Select 'I Accept' on this screen....

The screenshot shows a Microsoft Internet Explorer browser window with the following details:

- Address Bar:** <https://register.pearsoncmg.com/reg/include/consent.jsp?originalDest=https://register.pearsoncmg.com>
- Page Header:** PEARSON logo
- Section Header:** License Agreement and Privacy Policy
- Text:**

By registering to use a Pearson Education online learning system, I certify that I have read and agree to the **Pearson License Agreement** and the **Pearson Privacy Policy**.

I understand that my personal information may be stored in and/or accessed from jurisdictions outside of my resident country. I consent to this storage and/or access.

The personal information that I use with a Pearson Education online learning system can include my name and contact information, my answers to questions that are part of the course, my marks on tests or other course requirements, and any comments about me made by my instructor.
- Privacy Policy Section:**

Pearson Education Privacy Policy

GENERAL INFORMATION ABOUT THE PRIVACY POLICY FOR PEARSON EDUCATION WEB SITES AND OTHER ONLINE RESOURCES

Pearson Education Web sites are maintained by Pearson Education, Inc., One Lake Street, Upper Saddle River, New Jersey 07458.
- License Agreement Section:**

Pearson Education Subscription and End-User License Master Agreement
- Form:** At the bottom of the page, there is a form with a checkbox labeled "I Accept" and a "Next" button. A black arrow points to this checkbox.

Select 'No' I do not have a Pearson Education Account and create a username and password.

PEARSON CourseCompass™
Powered by Blackboard™

Access Information * Fields are required [Video Tutorial](#) [Help](#) ?

powered by CourseCompass™ and MathXL®
MyMathLab
Series includes *MyStatLab*

Do you have a Pearson Education account? ?

Yes

No

*** Create a Login Name**

It is recommended that you use your email address. It must be at least four characters. [See acceptable characters.](#)

*** Create a Password**

Create a password. It must be at least 8 characters with at least one letter and one number. [See acceptable characters.](#)

*** Re-type your Password**

Not Sure

[← Back](#) [Cancel](#) [Next ▶](#)

Complete the registration form.

PEARSON CourseCompass™
Powered by Blackboard™

Account Information

* Fields are required [Video Tutorial](#) [Help](#) ?

MyMathLab
powered by CourseCompass™ and MathXL™
Series Includes MyStatLab

MyMathLab, powered by CourseCompass, Student Subscription
Welcome back, Jo. Review your account information and update as needed.

Personal Information ?

* **First Name** * **Last Name**

* **Email Address**

Enter a valid email address. [See acceptable characters.](#)
Don't have an email address?

* **Re-type Your Email Address**

Instructors might send course information to your email address. Important subscription and system information will also be sent to you.

School Location ?

* **School Country**

* **School Name**

Select the name of your school from the list. If your school is not listed, select "Other" at the bottom of the list.

* **Other School Name**

* **School City**

May we contact you? ?

Let me know about other Pearson Education products and services to help me succeed.

You will receive Confirmation when your Registration is successful and you can Login straight away:

PEARSON CourseCompass™
Powered by Blackboard™

Confirmation & Summary Print This Page

MyMathLab
powered by CourseCompass™ and MathXL®
Series includes MyStatLab

You have subscribed to a Pearson Education online product. Please [print this page](#) as your receipt. You will also receive a confirmation email for your records.

CourseCompass
[Log in Now](#)

If you need to review or edit your account information, visit your [Account Summary](#) page.

| | |
|--|--|
| Role: Student | Account ID: 15640940 |
| Expiration Date: Aug 31, 2009 | Order ID: 29488713 |
| Section or Module: CourseCompass Student Access | Login Name: jo.cairns@pearson.com |

You also have access to...

Pearson Education's Research Navigator
Role: Student
Expiration Date: May 12, 2050
Section or Module: Research Navigator

About Your Transaction

If you have any problems logging into or using this site, please contact [Customer Technical Support](#). If you need to review or edit your account information, visit your [Account Summary](#) page.

Transaction Date: Tue Sep 16 04:02:02 EDT 2008
Order ID: 29488713
Email Address: jo.cairns@pearson.com

Select the Course Link for Course ID: klages27215 to enter the materials:

The screenshot displays the My CourseCompass interface. At the top, the user is logged in as Rainer Klages. The main navigation bar includes the myPEARSON logo, CourseCompass, and a Log Out button. Below this, the user's name and account options are visible. The interface is divided into several sections:

- Courses:** A list of courses with details for each. The first course, **MTH4100 Calculus 1 2008/09**, has a Course ID of klages27215 and 1 student enrolled. An arrow points to this course link. Other courses include **proto MTH4100 Calculus 1 2008/09** (klages42848) and **MAS115 QMUL 2008/9** (klages00074).
- Announcements:** A section for general announcements, including "CourseCompass Summer '08 Upgrades Now Available" and "New Feature: MyPlaces".
- Need Help?:** A section with links to "Getting Started with CourseCompass", "Teaching with CourseCompass", and "Support Center".
- Products & Resources:** A section featuring myPEARSON products, the Instructor Resource Center, and Research Navigator.

At the bottom, the PEARSON logo and copyright information are displayed.

If you are using MyMathLab on your own PC/Laptop, or a non campus PC, you will need to run the Installation Wizard from the Homepage to install some essential Plugins:

My CourseCompass

Welcome, Jo Cairns (not you?)
Courses Help & Support About My Account Logout

COURSES > MTH4100 CALCULUS 1 2008/09 > ANNOUNCEMENTS

PEARSON Addison Wesley MyMathLab THOMAS' CALCULUS MEDIA UPGRADE 11e

VIEW TODAY VIEW LAST 7 DAYS VIEW LAST 30 DAYS VIEW ALL

September 09, 2008 - September 16, 2008

Thu, Sep 04, 2008 -- Online Coursework Posted by Rainer Klages
Please note that coursework sets have to be worked on in one sitting and have to be SUBMITTED explicitly. Otherwise you risk being blocked out of the system.
If this happens, please contact Kevin Beurle at K.Beurle@qmul.ac.uk. E-mails regarding technical issues to me will only be forwarded to him, so you will get a quicker response if you email him directly.
Please beware that while coursework 1 has 10 questions only, further courseworks will generally have 20 questions. Therefore you must allow sufficient time for working on it.

Thu, Sep 04, 2008 -- MTH4100 Course Web Page Posted by Rainer Klages
Please check for MTH4100 Calculus I details on the [course webpage](#).

Thu, May 05, 2005 -- Welcome to MyMathLab for Thomas' Calculus Media Upgrade, 11/e, by Weir, Hass, and Giordano! Posted by Blackboard Administrator
Your first step is to run the [MyMathLab Installation Wizard](#). The wizard walks you through installing the plug-ins and players you need to access the multimedia content in your course.

Thu, May 05, 2005 -- Take a tour! Posted by Blackboard Administrator
The [How to Enter Answers Using the MathXL Player](#) tour walks you through how to enter math notation when you're working on a homework assignment, quiz, or practice exercise in MyMathLab.

POWERED BY Bb Blackboard

CourseCompass Blackboard Learning and Community Portal System™(Release 6) - 6.2.3.23
Copyright © 1997-2003 Blackboard Inc. Patents Pending. All rights reserved.
Accessibility information can be found at <http://access.blackboard.com>.

Select next:

Installation Wizard **MyAccountingLab**

! Before you begin...

This wizard helps you install the software you need to access the exercises and multimedia content in your course.

This installation should take about 5 minutes on a fast connection or up to 20 minutes on a dial-up. Allow more time to install multimedia plug-ins.

To install this software:

- You must have [Administrator Rights](#) to this computer and you must [allow ActiveX](#).
- If you are using [AOL or another ISP](#), connect to the Internet as usual but use a supported browser. We recommend Internet Explorer 6.0.

Click Next to begin.

► Review the [System Requirements](#)

? Need Help?
Visit our [Product Support Site](#) for tips and contact information.
► [Custom Install](#)

Cancel **Next >**

Copyright © 2004 Pearson Education, Inc. All Rights Reserved. [Trademark notices](#) Next: MyAccountingLab® Player

Start | Inbox ... | MyAcc... | COUR... | Presen... | Course... | Install... | 19:14

Install the MathXL Player (Step 1A):

http://asp.mathxl.com - Install Wizard - Microsoft Internet Explorer

Installation Wizard

Step 1A: MathXL® Player

The MathXL Player is an ActiveX control and is required for doing practice exercises, homework, and tests online.

The MathXL Player Installation Assistant **version 1.2** is properly installed on this computer.

1. MathXL® Player (required)

2. Media Plug-ins

Finish

Need Help?
Visit our [Product Support Site](#) for tips and contact information.
[Print installation instructions](#)

Custom Install

Cancel

Back Next

Next: MathXL® Player

Copyright © 2004 Pearson Education, Inc. All Rights Reserved. [Trademark notices](#)

Done Internet

Start h. M. L. h.

09:06

Install the MyAccountingLab Player (Step 1B):

http://asp.mathxl.com - Install Wizard - Microsoft Internet Explorer

Installation Wizard

Step 1B: MathXL® Player

The MathXL Player is an ActiveX control and is required for doing practice exercises, homework, and tests online.

The MathXL Player **version 4.6.2.0** is properly installed on this computer.

1. MathXL® Player (required)

2. Media Plug-ins

Finish

Need Help?
Visit our [Product Support Site](#) for tips and contact information.
[Print installation instructions](#)

► [Custom Install](#)

Cancel

◀ Back Next ▶

Next: Apple® QuickTime® Player

Copyright © 2004 Pearson Education, Inc. All Rights Reserved. [Trademark notices](#)

Start | Internet | 09:06

Install the latest version of QuickTime:

Install Wizard - Microsoft Internet Explorer

Installation Wizard

MyAccountingLab


Step 3: Media Plug-ins

Apple® QuickTime® Player

You need QuickTime to play audio and video content.
The required version of the QuickTime® Player is **version 6.0 or higher**.

Do you see the sample QuickTime movie showing a blue star below?

QuickTime 6 or later installed.



If you see the sample movie but also receive a message from QuickTime asking you to upgrade to a newer version, note that **upgrading is recommended** but not required to watch videos in your course.

- ▶ **Yes.** First, check [Important QuickTime Settings](#). Then, click Next to continue.
- ▶ **No.** First, [install QuickTime Player](#). Then, check [Important QuickTime Settings](#). (Links will open in a new browser window.)

1. MyAccountingLab® Player
2. TestGen® Plug-in
▶ **3. Media Plug-ins**

Finish

Need Help?
Visit our [Product Support Site](#) for tips and contact information.

▶ [Custom Install](#)

Cancel Back Next

Copyright © 2004 Pearson Education, Inc. All Rights Reserved. [Trademark notices](#)

Next: Macromedia® Flash® Player

Start Inbox ... MyAcc... COUR... Presen... Course... Install... 19:16

Install the latest version of Flash Player:


Install Wizard - Microsoft Internet Explorer

Installation Wizard

Step 3: Media Plug-ins
Macromedia® Flash® Player

You need the Flash Player to view animations, and, in some courses, the multimedia textbook.
The required version of the Adobe Flash Player is **version 8.0 or higher**.

Do you see the sample Flash movie showing an animated Flash Player name below?



▶ **Yes.** Click Next to continue.

▶ **No.** Install [Adobe Flash Player](#). (Link will open in a new browser window.)

1. MyAccountingLab® Player
2. TestGen® Plug-in
▶ **3. Media Plug-ins**

Finish

Need Help?
Visit our [Product Support Site](#) for tips and contact information.

▶ [Custom Install](#)

Cancel

◀ Back Next ▶

Next: Adobe® Reader®

Copyright © 2004 Pearson Education, Inc. All Rights Reserved. [Trademark notices](#)

Start | Inbox ... | MyAcc... | COUR... | Presen... | Course... | Install... | 19:17

Select next:

Install Wizard - Microsoft Internet Explorer

Installation Wizard

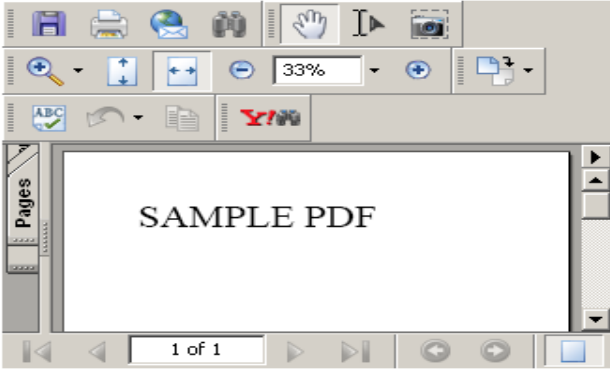
MyAccountingLab

Step 3: Media Plug-ins

Adobe® Reader®

You need Reader to view Acrobat files, including, in some courses, the multimedia textbook.
The required version of the Adobe Reader is **version 4.0 or higher**.

Do you see the sample PDF below?



► **Yes.** Click Next to continue.

► **No.** Install [Adobe Reader](#). (Link will open in a new browser window.)

Cancel

◀ Back Next ▶

Next: Microsoft® PowerPoint® Viewer

Copyright © 2004 Pearson Education, Inc. All Rights Reserved. [Trademark notices](#)

1. MyAccountingLab® Player
2. TestGen® Plug-in
3. **Media Plug-ins**

Finish

Need Help?
Visit our [Product Support Site](#) for tips and contact information.

► [Custom Install](#)

Start | Inbox ... | MyAcc... | COUR... | Presen... | Course... | Install... | 19:17

Select next:

Install Wizard - Microsoft Internet Explorer

Installation Wizard

MyAccountingLab

Step 3: Media Plug-ins

Microsoft® PowerPoint® Viewer

You need the PowerPoint Viewer to view PowerPoint presentations.
The required version of the PowerPoint Viewer is **PowerPoint Viewer 2003 or higher**.

▶ [Open a sample PowerPoint file](#) (Link will open in a new browser window.)

Did you see the PowerPoint presentation?

▶ **Yes.** Click Next to continue.

▶ **No.** Install [PowerPoint Viewer 2003](#). (Link will open in a new browser window.)

1. MyAccountingLab® Player
2. TestGen® Plug-in
▶ **3. Media Plug-ins**

Finish

Need Help?
Visit our [Product Support Site](#) for tips and contact information.

▶ [Custom Install](#)

Cancel

◀ Back Next ▶

Next: Almost Finished

Copyright © 2004 Pearson Education, Inc. All Rights Reserved. [Trademark notices](#)

Select next:

Install Wizard - Microsoft Internet Explorer

Installation Wizard

MyAccountingLab

Almost Finished

Text Size
For best display, your text should match the size shown below.
Please adjust now if necessary.

Does your text fit in the yellow box?

Current size
The quick brown fox jumps lightly over the lazy dog.

Optimal size
The quick brown fox jumps lightly over the lazy dog.

► **Yes.** Click Next to continue.

► **No.** [Tell me how to adjust text size.](#)

► **Finish**

Need Help?
Visit our [Product Support Site](#) for tips and contact information.

► [Custom Install](#)

Cancel Back Next

Next: Restart All Browsers

Copyright © 2004 Pearson Education, Inc. All Rights Reserved. [Trademark notices](#)

Any Assignments you are set will sit in the 'Do Coursework' folder, and you can do further Self Study in the 'Study Plan'

The screenshot shows the My CourseCompass interface for the course MTH4100 Calculus I. The top navigation bar includes the course name and a welcome message for Jo Cairns. A left sidebar contains navigation buttons for Announcements, DO EXERCISES, DO COURSEWORK, Gradebook, Study Plan, Chapter Contents, Check Your Software, and Staff Information. The main content area features a breadcrumb trail, a banner for Thomas' Calculus Media Upgrade, and a list of announcements. Two arrows from the text above point to the 'DO COURSEWORK' and 'Study Plan' buttons in the sidebar.

My CourseCompass Welcome, Jo Cairns (not you?)
Courses Help & Support About My Account Logout

COURSES > MTH4100 CALCULUS I 2008/09 > ANNOUNCEMENTS

PEARSON Addison Wesley **MyMathLab** THOMAS' CALCULUS MEDIA UPGRADE 11e

VIEW TODAY VIEW LAST 7 DAYS VIEW LAST 30 DAYS VIEW ALL

September 09, 2008 - September 16, 2008

- Thu, Sep 04, 2008 -- Online Coursework** Posted by Rainer Klages
Please note that coursework sets have to be worked on in one sitting and have to be SUBMITTED explicitly. Otherwise you risk being blocked out of the system. If this happens, please contact Kevin Beurle at K.Beurle@qmul.ac.uk. E-mails regarding technical issues to me will only be forwarded to him, so you will get a quicker response if you email him directly. Please beware that while coursework 1 has 10 questions only, further courseworks will generally have 20 questions. Therefore you must allow sufficient time for working on it.
- Thu, Sep 04, 2008 -- MTH4100 Course Web Page** Posted by Rainer Klages
Please check for MTH4100 Calculus I details on the [course webpage](#).
- Thu, May 05, 2005 -- Welcome to MyMathLab for Thomas' Calculus Media Upgrade, 11/e, by Weir, Hass, and Giordano!** Posted by Blackboard Administrator
Your first step is to run the [MyMathLab Installation Wizard](#). The wizard walks you through installing the plug-ins and players you need to access the multimedia content in your course.
- Thu, May 05, 2005 -- Take a tour!** Posted by Blackboard Administrator
The [How to Enter Answers Using the MathXL Player](#) tour walks you through how to enter math notation when you're working on a homework assignment, quiz, or practice exercise in MyMathLab.

POWERED BY Bb Blackboard

CourseCompass Blackboard Learning and Community Portal System™ (Release 6) - 6.2.3.23
Copyright © 1997-2003 Blackboard Inc. Patents Pending. All rights reserved.
Accessibility information can be found at <http://access.blackboard.com>.

A typical question:

The screenshot shows a web browser window with the address bar displaying `http://www.mathxl.com - Study Plan Practice - Alison Borg - Microsoft Internet Explorer`. The page title is "Practice: 29.2 The product rule". A navigation bar includes "Study Plan Overview" and "Back to Study Plan". Below this is a row of exercise numbers from 1 to 10, with 1 highlighted. The main content area contains a question: "Use the product rule to differentiate $x^4 \sin x$ ". Below the question is a blue-outlined box for the answer, containing the expression $\frac{dy}{dx} = \square$. To the left of the answer field is a calculator interface with buttons for "UNDO", basic arithmetic, square root, and "More?". To the right of the question and answer field is a sidebar with buttons: "Help Me Solve This", "View an Example", "Textbook Pages", and "Print...". A yellow callout box with the text "Live online tutoring" has an arrow pointing to the "Help Me Solve This" button. At the bottom of the page, there are buttons for "Check Answer" and "Clear Answer", and a "Problem Progress" indicator. The Windows taskbar at the bottom shows the Start button, several application icons, and the system tray with the time 13:20.

Practice: 29.2 The product rule Study Plan Overview Back to Study Plan

Exercises << 1 2 3 4 5 6 7 8 9 10 >>

Use the product rule to differentiate $x^4 \sin x$.

$\frac{dy}{dx} = \square$

Question

Answer field

Help Me Solve This

View an Example

Textbook Pages

Print...

Live online tutoring

Check Answer Clear Answer

Problem Progress

Done Internet

Start MathX... My Do... Drafts... Media... http:/... CROF... Prese... 13:20

Summary

- Register for MyMathLab at www.coursecompass.com
- Note your Course ID: klages27215

The End